

# **BİYOLOJİK AJAN KULLANIMI ÖNCESİ ENFEKSİYON HASTALIKLARI KONSÜLTASYONU**

**Dr. İmran Hasanođlu**

**Ankara Yıldırım Beyazıt Üniversitesi Tıp Fakóltesi  
Enfeksiyon Hastalıkları ve Klinik Mikrobiyoloji ABD**

**EKMUD Ankara Günleri**

**21 Mart 2018**


# Biyolojik ajanlar

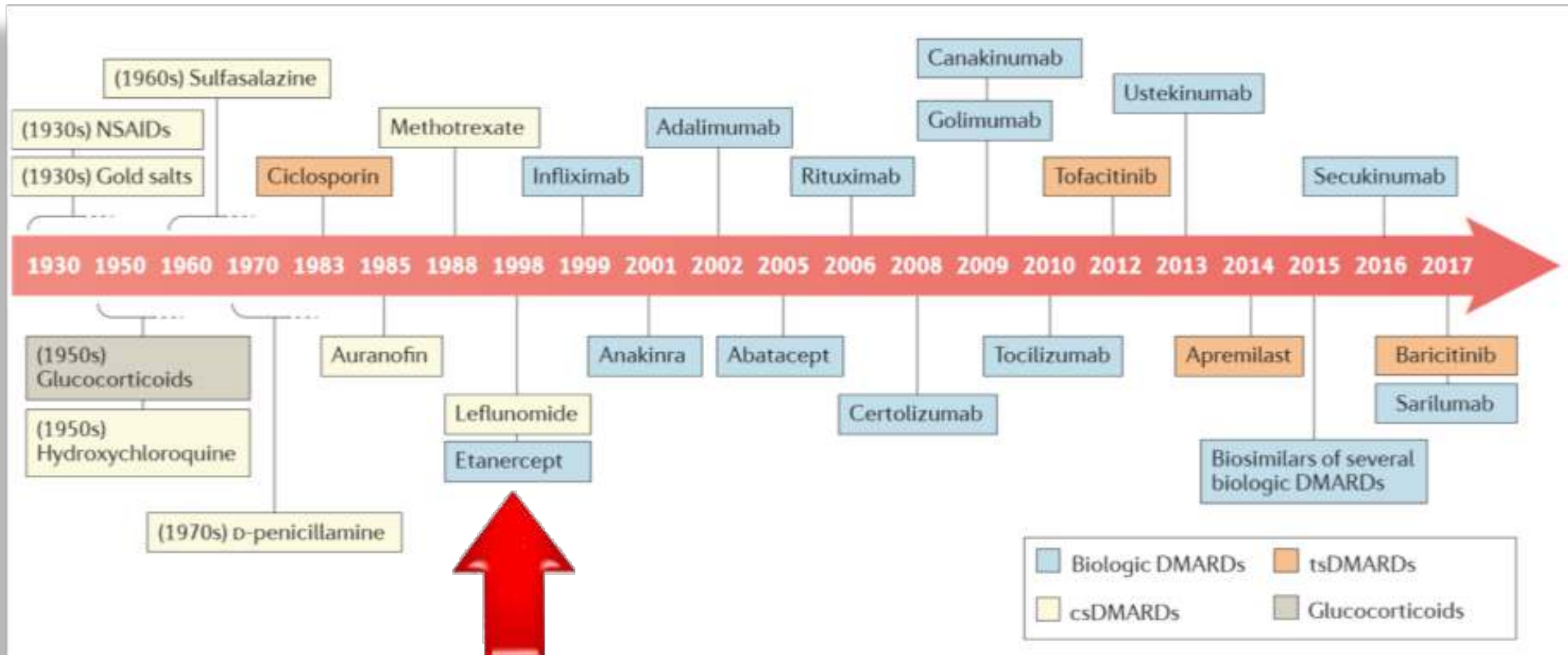
Hastalık gelişimi sürecinde rol alan immün veya genetik mediyatörlerden birini spesifik olarak hedef alan ilaçlar

Biyolojik yanıt düzenleyiciler  
Gen terapileri  
Hedefe yönelik tedaviler

Latent tüberkölöz reaktivasyonu  
Fungal, bakteriyel ve viral  
hastalıklar

Hastalık  
aktivitesini etkin  
şekilde baskılama





# Kullanım alanları

- Romatolojik hastalıklar
- Maligniteler
- İnflamatuar barsak / göz hastalıkları
- Psöriazis
- Organ transplantasyonu
- Multiple skleroz
- Şiddetli astım
- .....



[motorsport.com](http://motorsport.com)

▼ İLAÇ GÜVENLİK İZLEM FORMU\*

SERİ NUMARASI

Hastanın adı, soyadı:
Hastanın yaşı ve cinsiyeti:
Hastane adı ve hastanın dosya numarası:
Hastanın tanısı ve tanı tarihi:
Bu tedavi öncesinde ilgili tanı ve endikasyon için kullanılan ilaçlar:
..... tedavisini endike kılan durum:
Başlangıçta tüberküloz değerlendirmesi PPD:..... Akciğer grafisi:..... INH profilaksisi yapılacaksa başlangıç ve bitim tarihi:..... Malign veya pre-malign hastalık öyküsü:.....

Araştırma  
**Farmakovijilans**

29/10/2017 tarihli ve 21/06/2018 Bakanlar Kurulu Kararı ile Bakanlar Kurulu Kararı ile 2017/3 sayılı Dava ve  
Yürürlükte olup, gerekli olan linklerdir.

			İZLEM FORMU	FORMU	
Orencia	Abatacept	02.03.2018	<a href="#">PDF</a>	<a href="#">PDF</a>	<a href="#">PDF</a>
Humira	Adalimumab	02.03.2018	<a href="#">PDF</a>	<a href="#">PDF</a>	<a href="#">PDF</a>
Enbrel	Etanercept	02.03.2018	<a href="#">PDF</a>	<a href="#">PDF</a>	<a href="#">PDF</a>
Simponi	Golimumab	02.03.2018	<a href="#">PDF</a>	<a href="#">PDF</a>	<a href="#">PDF</a>
Remicade	İnfliximab	02.03.2018	<a href="#">PDF</a>	<a href="#">PDF</a>	<a href="#">PDF</a>
Remsuma	İnfliximab	02.03.2018	<a href="#">PDF</a>	<a href="#">PDF</a>	<a href="#">PDF</a>
İlaris	Kanakinumab	02.03.2018	<a href="#">PDF</a>	<a href="#">PDF</a>	<a href="#">PDF</a>
İbecta	Kanakinumab	02.03.2018	<a href="#">PDF</a>	<a href="#">PDF</a>	<a href="#">PDF</a>
Verxant	Sekukinumab	02.03.2018	<a href="#">PDF</a>	<a href="#">PDF</a>	<a href="#">PDF</a>
Cimzia	Sertolizumab	02.03.2018	<a href="#">PDF</a>	<a href="#">PDF</a>	<a href="#">PDF</a>
Actemra	Tosilizumab	02.03.2018	<a href="#">PDF</a>	<a href="#">PDF</a>	<a href="#">PDF</a>
Stelara	Ustekinumab	02.03.2018	<a href="#">PDF</a>	<a href="#">PDF</a>	<a href="#">PDF</a>
Mabthera (kanseri tanısı hariç)	Rituximab	26.10.2017	<a href="#">PDF</a>	<a href="#">PDF</a>	<a href="#">PDF</a>
Benlysta	Belimumab	26.10.2017	<a href="#">PDF</a>	<a href="#">PDF</a>	<a href="#">PDF</a>
Xeljanz	Tofasitinib	26.10.2017	<a href="#">PDF</a>	<a href="#">PDF</a>	<a href="#">PDF</a>
Entyvio	Vedolizumab	26.10.2017	<a href="#">PDF</a>	<a href="#">PDF</a>	<a href="#">PDF</a>
Humira (orta ilveit endikasyonu için)	Adalimumab	02.03.2018	<a href="#">PDF</a>	<a href="#">PDF</a>	<a href="#">PDF</a>
Gazyva	Obinituzumab	26.10.2017	<a href="#">PDF</a>	<a href="#">PDF</a>	<a href="#">PDF</a>



# Neyin altına imza atıyoruz???

- Hastada halen klinik olarak aktif tüberküloz veya malignite bulunmamaktadır.
- Hasta, fungal enfeksiyon gelişimi riski yönünden değerlendirilmiştir.
- Hasta, ilacın tüberküloz, lenfoma ve malignite dahil riskleri konusunda uyarılmıştır.
- Bu formda yer alan ilaçların uygulanması için uygun aşılarda yapılması önerilmiştir.
- Tosilizumab tedavisi alacak hastalar, komplike divertikülit belirtisi olabilecek karın ağrısı gibi semptomlar açısından uyarılmıştır.
- ..... tedavisi almasında medikal sakınca yoktur.

.....  
İmza  
Adı Soyadı (Kaşe)  
Reçete Eden Hekim

.....  
İmza  
Adı Soyadı (Kaşe)  
İç Hastalıkları Uzmanı  
veya  
Çocuk Hastalıkları Uzmanı

.....  
İmza  
Adı Soyadı (Kaşe)  
Göğüs Hastalıkları Uzmanı  
veya  
Enfeksiyon Hastalıkları Uzmanı



\* Bu form etanersept, infliksimab, adalimumab, abatasept, kanakinumab, ustekinumab, golimumab, tosilizumab, sertolizumab ve sekukinumab içeren ilaçlar için kullanılmaktadır.

\* Bu form, tedavi süresince üç ayda bir doldurulmalıdır.

\* Hasta başlangıçta ve ilaç kullanıldığı sürece tüberküloz, fungal enfeksiyon, lenfoma ve malign hastalıkların gelişimi yönünden reçete eden hekimler ile göğüs hastalıkları (veya enfeksiyon hastalıkları) ve iç hastalıkları (çocuklar için çocuk hastalıkları) uzmanlarınca yakından izlenmelidir.

T.C.  
SAĞLIK BAKANLIĞI  
Türkiye Halk Sağlığı Kurumu



T.C. Sağlık Bakanlığı  
Türkiye Halk Sağlığı  
Kurumu

**Anti-TNF Kullanan Hastalarda**

**Tüberküloz Rehberi**

**2016**

Gastroenterology 2015;148:215–219

## AGA SECTION

### American Gastroenterological Association Institute Guideline on the Prevention and Treatment of Hepatitis B Virus Reactivation During Immunosuppressive Drug Therapy



K. Rajender Reddy,<sup>1</sup> Kimberly L. Beavers,<sup>2</sup> Sarah P. Hammond,<sup>3</sup> Joseph K. Lim,<sup>4</sup> and  
Yngve T. Falck-Ytter<sup>5</sup>

<sup>1</sup>Division of Gastroenterology and Hepatology, University of Pennsylvania, Philadelphia, Pennsylvania; <sup>2</sup>Division of Gastroenterology and Hepatology, Medical University of South Carolina, Charleston, South Carolina; <sup>3</sup>Division of Infectious Diseases, Brigham & Women's Hospital, Dana-Farber Cancer Institute and Harvard Medical School, Boston, Massachusetts; <sup>4</sup>Division of Gastroenterology and Hepatology, Yale University School of Medicine, New Haven, Connecticut; and <sup>5</sup>Division of Gastroenterology and Hepatology, Department of Medicine, Case and VA Medical Center, Case Western Reserve University, Cleveland, Ohio

RAED dergisi

RAED Dergisi 2015;(1): 28-32. © 2015 RAED  
doi:10.7599/raed.15.40085

Kılavuz / Guidelines

Geliş tarihi / Received: Haziran / June 1, 2015  
Kabul tarihi / Accepted: Eylül / September 5, 2015

### Romatolojik hastalarda biyolojik ilaç kullanımı öncesi (viral) hepatit tarama kılavuzu

Guideline of the viral hepatitis screening before biologic agents use in patients with  
rheumatic diseases

## EASL 2017 Clinical Practice Guidelines on the management of hepatitis B virus infection<sup>☆</sup>

European Association for the Study of the Liver\*

NCBI Resources How To

PubMed.gov  
UN National Library of Medicine  
National Institutes of Health

PubMed Advanced

Format: Abstract - Send to

[Clin Microbiol Infect. 2018 Feb 7; pii: S1198-743X\(18\)30147-2; doi: 10.1016/j.cmi.2018.01.029 \[Epub ahead of print\]](#)

**ESCMID Study Group for Infections in Compromised Hosts (ESGICH) Consensus Document on the safety of targeted and biological therapies: an infectious diseases perspective (Introduction).**

Fernandez-Ruiz M<sup>1</sup>, Mellje Y<sup>2</sup>, Manuel O<sup>3</sup>, Akan H<sup>4</sup>, Carratalá J<sup>5</sup>, Aguado JM<sup>6</sup>, Delaeye J<sup>7</sup>.

Author information



**Yaşasın ESCMID  
rehber çıkarmış!**

- Enfeksiyon hastalıkları uzmanları, hematologlar, onkologlar, romatologlar ve daha birçok branş hekiminin dahil olduğu
- Her grup/ilaç için
  - Etki mekanizması
  - Onaylı kullanımı, endikasyon dışı kullanımı
  - Konakta immünite üzerine beklenen etkileri
  - Klinik veriler
  - Öneriler

ESCM  
Docu  
persp

Mario  
José

PII:  
DOI:

Refer Review

ESCM

To app  
Conse  
therap  
molec

Revis

J.W. Bar  
M. Ferr

<sup>1)</sup> Division of  
<sup>2)</sup> Division of  
<sup>3)</sup> Department  
Italy  
<sup>4)</sup> Department  
<sup>5)</sup> Division of  
<sup>6)</sup> Unit of Inf  
Universidad  
<sup>7)</sup> Clinical Un  
Medicine, Un  
<sup>8)</sup> Spanish N

Acce

ESCMID  
Documen  
perspecti  
immunog

Kevin L. Calabres  
Fernández

PII:

DOI:

Referenc

To appea

Received

Revised

Accepted

Acce

ESCMID  
Documen  
perspecti  
CD52)

Malgorza  
Ippolito, I

PII:

DOI:

Referenc

To appea

Received

Revised

Accepted

Acce

ESCMID  
Documen  
perspecti  
CD52)

Malgorza  
Ippolito, I

PII:

DOI:

Referenc

To appea

Received

Revised

Accepted

<sup>1)</sup> Department of  
<sup>2)</sup> Department of  
<sup>3)</sup> Unit of  
Universidad Complutense, Madrid, Spain  
<sup>4)</sup> Spanish Network for Research in Infectious Diseases (REIPI RD16/0016), Instituto de Salud Carlos III, Madrid, Spain  
<sup>5)</sup> Department of Medical Oncology, Complejo Hospitalario Universitario A Coruña, A Coruña, Spain  
<sup>6)</sup> Department of Medical Oncology, Dana-Farber Cancer Institute, Harvard Medical School, Boston, MA, USA

ESCMID Study Group for Infections in Com

Accep

ESCMID  
Document  
perspectiv

Mark Rein  
Johan W.

PII:

DOI:

Reference

To appear

Received

Revised

Accepted

ESCMID Study Group for Infections in Com  
Document on the safety of targeted and biolo  
perspective (Immune checkpoint inhibitors, ce  
phosphate receptor modulators and proteaso

Gil Redelman-Sidi, Olivier Michelin, Carlos C  
Aguado, Mario Fernández-Ruiz, Oriol Manuel

PII: S1198-743X(18)30148-4

DOI: 10.1016/j.cmi.2018.01.030

Reference: CMI 1200

To appear in: *Clinical Microbiology and Infection*

Received Date: 10 November 2017

Revised Date: 18 January 2018

Accepted Date: 27 January 2018

Revised Date: 8 February 2018

Accepted Date: 11 February 2018



**Table 2**  
Targeted and biological agents reviewed ESGICH Consensus Document

Section of document (study)	Targeted molecule	Agents reviewed
2 [1]	TNF- $\alpha$	Infliximab, adalimumab, golimumab, certolizumab pegol, etanercept
3 [2]	IL-1	Canakinumab, anakinra, rilonacept, gevokizumab
	IL-5	Mepolizumab, reslizumab
	IL-6	Tocilizumab, siltuximab
	IL-12/23 common p40 subunit	Ustekinumab
	IL-17	Secukinumab, ixekizumab, brodalumab
	IgE	Omalizumab
4 [3]	Complement factor C5	Eculizumab
	VEGF	Bevacizumab, aflibercept
	VEGFR	Sorafenib, sunitinib, axitinib, pazopanib, regorafenib, vandetanib, cabozantinib, ramucirumab
	EGFR	Cetuximab, panitumumab
	ErbB2/HER2	Trastuzumab, pertuzumab
5 [4]	ErbB receptor tyrosine kinases	Erlotinib, gefitinib, afatinib, osimertinib, lapatinib, neratinib
	BCR-ABL tyrosine kinase	Imatinib, dasatinib, nilotinib, bosutinib, ponatinib
	BRAF/MEK kinases	Vemurafenib, dabrafenib, trametinib, cobimetinib, selumetinib, encorafenib
	Bruton tyrosine kinase	Ibrutinib, acalabrutinib
	PI3K	Idelalisib, buparlisib, rigosertib, duvelisib
	Bcl-2	venetoclax
	Janus kinases	Ruxolitinib, tofacitinib, baricitinib
	mTOR	Everolimus, temsirolimus
6 [5]	CD19	Blinatumomab, inebilizumab, combotox
	CD20	Rituximab, <sup>90</sup> Y-ibritumomab tiuxetan, ofatumumab, ocrelizumab, velutuzumab, <sup>131</sup> I-tositumomab, obinutuzumab, ocaratuzumab, ublituximab
7 [6]	CD52	Alemtuzumab
	CD22	Epratuzumab, inotuzumab ozogamicin, moxetumomab pasedotox, combotox
	CD30	Brentuximab vedotin
	CD33	Gemtuzumab ozogamicin
	CD38	Daratumumab, isatuxumab
	CD40	Dacetuzumab, lucatumumab
	CD319 (SLAMF7)	Elotuzumab
8 [7]	CCR4	Mogamulizumab
	CTLA-4	Ipilimumab, tremelimumab
	PD-1 and PD1L	Nivolumab, pembrolizumab, atezolizumab
	LFA-3	Alefacept
	$\alpha$ 4-Integrins, LFA-1	Natalizumab, vedolizumab, efalizumab
	Sphingosine 1-phosphate receptor	Fingolimod
	Proteasome	Bortezomib, carfilzomib, ixazomib

Bcl-2, B-cell lymphoma 2; CTLA-4, cytotoxic T-lymphocyte-associated antigen 4; ESGICH, European Society of Clinical Microbiology and Infectious Diseases Study Group for Infections in Compromised Hosts; EGFR, epidermal growth factor receptor; HER, human epidermal growth factor receptor; IgE, immunoglobulin E; IL, interleukin; LFA, lymphocyte function-associated antigen; mTOR, mammalian target of rapamycin; PD, programmed death; PI3K, phosphatidylinositol-3-kinase; SLAMF7, signaling lymphocytic activation molecule F7; TNF, tumour necrosis factor; VEGF, vascular endothelium growth factor; VEGFR, VEGF receptor.

# Çalışmaları karşılaştırmak zor

Çoğunluğu ilaç etkinliğini karşılaştırmak üzere planlanmış

Altta yatan  
hastalıklar

Riskler  
farklı

Coğrafi  
farklılıklar

Endemisine  
Koruma  
stratejileri

# TNF alfa inhibitörleri

IL-1 ve IL-6 gibi proinflamatuvar sitokinlerin  
indüksiyonunu  
Adaptif immün yanıtı  
Makrofaj aktivasyonu  
Akut faz reaktanlarının indüksiyonu

Granülom oluşumu  
Fagozom oluşumu

- Tbc gibi granülomatoz enfeksiyonlar
- Hücre içi patojenler (listeria, salmonella)
- Virüsler (HBV, VZV, JCV)
- İnvaziv fungal enfeksiyonlar (nötropeni)



Ali T et al. Clinical use of anti- TNF therapy and increased risk of infections.  
Drug Healthc Patient Saf 2013;5:79e99.



- TNF alfa tedavisi alan LTBE hastalarda reaktivasyon riski normal popülasyona göre 4 kat fazla
- Tedavi öncesi LTBE tanısı için optimal yaklaşım net değil.
- IGRA (QuantiFERON-TB, T-SPOT®.TB) TDT' ne göre artan spesifitesi nedeniyle daha sık kullanılmakta

Baddley JW, et al., ESCMID Study Group for Infections in Compromised Hosts (ESGICH) Consensus Document on the safety of targeted and biological therapies: an infectious diseases perspective (Soluble immune effector molecules [I]: anti-tumour necrosis factor- $\alpha$  agents), Clinical Microbiology and Infection (2018)

# TBC açısından nasıl takip edelim?

EK-1

T.C.  
SAĞLIK BAKANLIĞI  
Türkiye Halk Sağlığı Kurumu



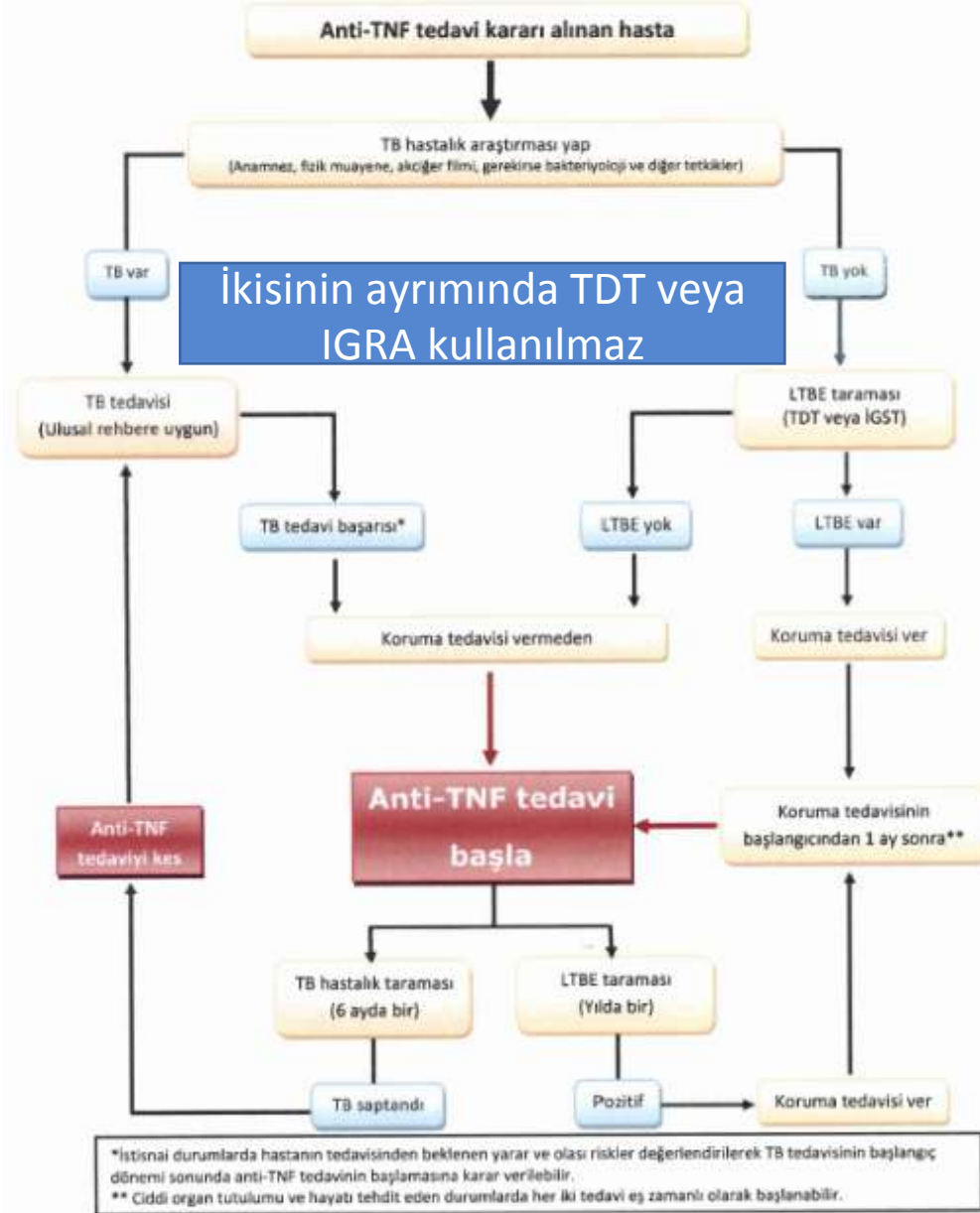
T.C. Sağlık Bakanlığı  
Türkiye Halk Sağlığı  
Kurumu

**Anti-TNF Kullanan Hastalarda  
Tüberküloz Rehberi  
2016**

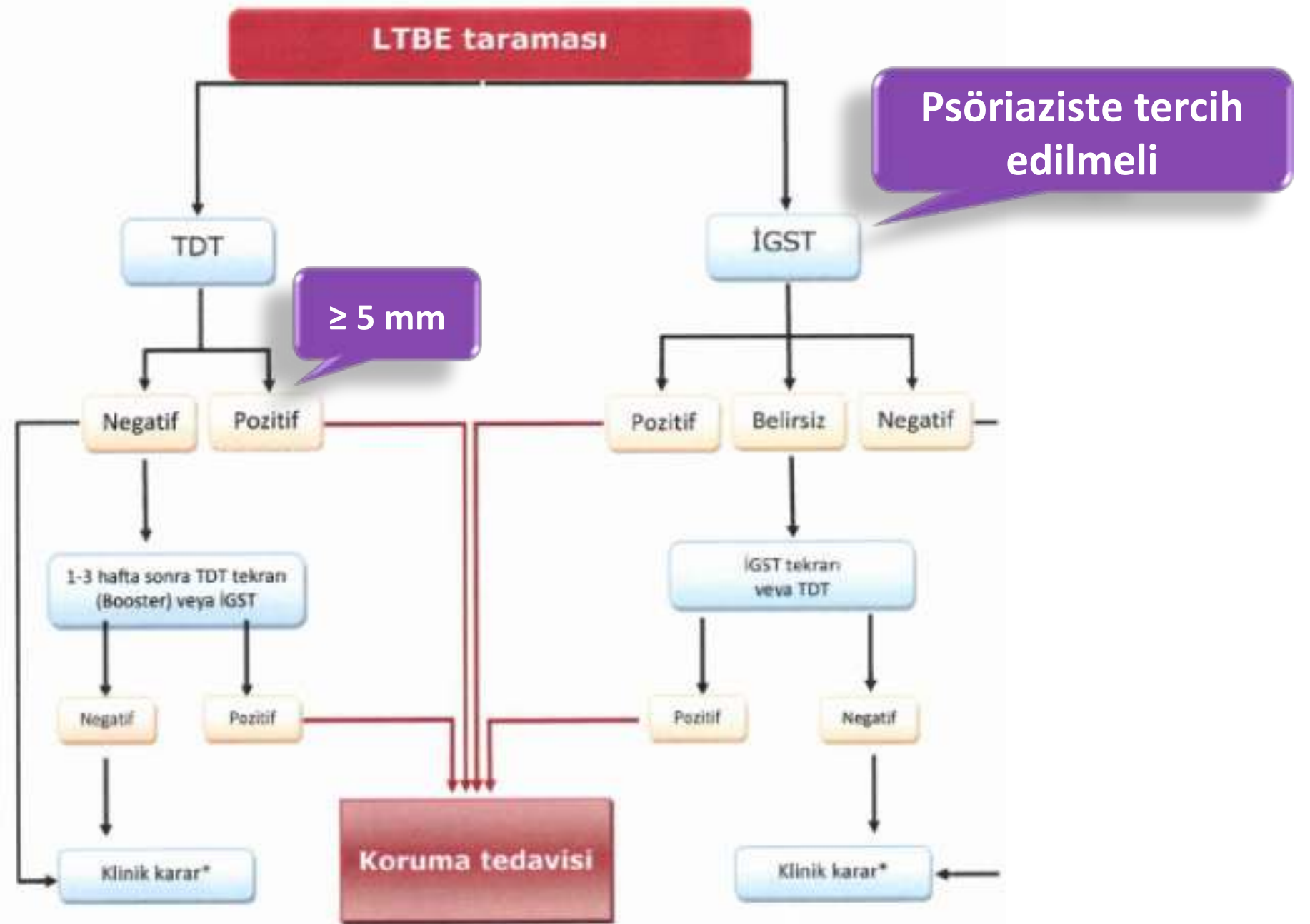
- ✓ Aktif TBC varlığında anti-TNF tedavisi kontrendike, bu nedenle hastalar tedavi öncesi araştırılmalıdır.
- ✓ Anti-TNF tedavisi kesildikten sonra da TBC riski devam edebilir, en az 6 ay takip
- ✓ TBC tanısı konulan hastalarda tedavi tamamlanmadan anti-TNF tedavi başlanmamalıdır (Kar-zarar hesabı yapılarak istisnai durumlar hariç)
- ✓ Anti-TNF başlanan hastalar asemptomatik olsalar bile TBC açısından (anamnez, FM, radyoloji) 6 ayda bir kontrol edilmelidir.

Akış Şemaları:

## ANTI-TNF TEDAVİ ALAN HASTALARDA TB YÖNETİMİ



✓ LTBE test sonuçları negatif olan hastalarda uzman hekim hastanın risk durumunu göz önüne alarak koruma tedavisi verebilir.



Koruma tedavisi

- 9 ay INH
- 4 ay RiF

Koruma tedavisi  
başlandıktan sonra  
anti-TNF kesildi

- Tedaviyi tamamla

Geçirilmiş TBC  
varlığında testler  
anlamsız

- TB hastalığı saptanırsa tedavi
- Aktif hastalık yok ama şüphe/re-enf açısından risk varsa koruma tedavisi verilebilir

2011

- Anti-TNF ajanlar arasında sadece certolizumab TBC dışı ciddi enfeksiyonlar açısından artmış riske sahip

2013

- Sadece certolizumab için değil adalimumab ve infliximab için de aynı risk söz konusu

2015

- Hepsi için geçerli

Singh JA et al. Adverse effects of biologics: a network meta-analysis and Cochrane overview. Cochrane Database Syst Rev 2011

Michaud TL et al. The comparative safety of tumor necrosis factor inhibitors in rheumatoid arthritis: a metaanalysis update of 44 trials. Am J Med 2014

Singh JA et al. Risk of serious infection in biological treatment of patients with rheumatoid arthritis: a systematic review and meta-analysis. Lancet 2015

# Anti-TNF vs TBC dışı ciddi enfeksiyonlar

Pnömoni  
Cilt-yumuşak doku enfeksiyonları



En sık

Listeriozis  
Granülomatöz enfeksiyonlar

# Anti-TNF vs Viral enfeksiyonlar

- CMV ve EBV reaktivasyonu bildirilmiş fakat sayı az
- Herpes Zoster ile ilgili farklı çalışmalarda çelişen sonuçlar mevcut (30binden fazla hastanın dahil olduğu en geniş ABD vaka serisinde risk artışı bildirilmezken, Avrupa kayıtları HZ riskinde 2 kat artış bildirmiş)
- HCV reaktivasyonu nadir de olsa bildirilmiş.

Winthrop KL et al. Association between the initiation of anti-tumor necrosis factor therapy and the risk of herpes zoster. JAMA 2013

Vassilopoulos D, Calabrese LH. Management of rheumatic disease with comorbid HBV or HCV infection. Nat Rev Rheumatol 2012

Galloway JB et al. Risk of skin and soft tissue infections (including shingles) in patients exposed to anti-tumour necrosis factor therapy: results from the British Society for Rheumatology Biologics Register. Ann Rheum Dis 2013

Burton MJ et al. Safety of biologic and nonbiologic disease-modifying antirheumatic drug therapy in veterans with rheumatoid arthritis and hepatitis C virus infection. J Rheumatol 2017:565e70.



# Anti TNF - Genel öneriler

- Ciddi enfeksiyon durumunda tedavi kısa süreli de olsa kesilmeli. En azından klinik yanıt gözlenmeden başlanmamalı
- Antibakteriyel, antifungal, antiPCP proflaksinin faydası gösterilmemiş.

# EASL 2017 ne diyor?

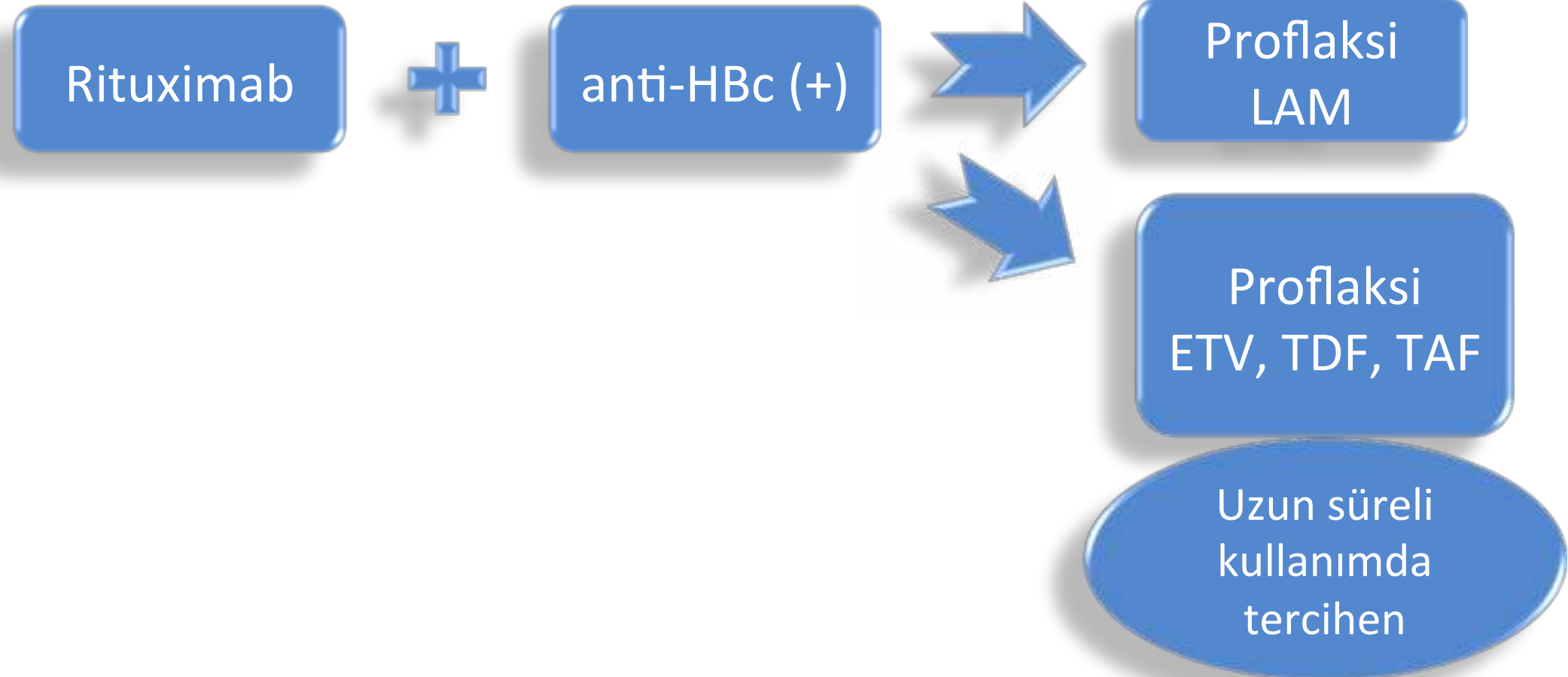
- KT veya İS alacak tüm hastalar tedavi öncesi HBsAg, anti-HBs and anti-HBc ile taranmalı
- Seronegatifler aşılanmalı.
- Risk kategorisine göre yaklaşım
- Kronik hepatit B takibi, tedavisi, tedavi kesme kararı immünkompetan hasta grubu ile aynı şekilde

# EASL 2017

- Proflaksi immünsupresif kesildikten sonra en az 12 ay (Rituximab için 18 ay)
- Proflaksi süresince ve kesildikten 12 ay sonrasına kadar 3-6 ayda bir karaciğer fonksiyon testleri ve HBV DNA

Risk derecesi	HBsAg + Anti-HBc+	HBsAg – Anti-HBc+	Tedavi
Yüksek Risk >%10	B hücre deplesyonu yapan ajanlar ( <b>rituximab, ofatumumab</b> ) Antrasiklin derivelere (doxorubicin, epirubicin) Orta (10–20 mg/gün) veya yüksek doz (>20 mg/gün) prednizon 4 hafta	B hücre deplesyonu yapan ajanlar (rituximab, ofatumumab)	Profilaksi
Orta Risk %1-10	TNF-alfa tedavisi (etanercept, adalimumab, certolizumab, infliximab) Sitokin veya integrin inhibitörleri (abatacept, ustekinumab, natalizumab, vedolizumab) Tirozin kinaz inhibitörleri (imatinib, nilotinib) Düşük doz steroid (<10 mg/gün prednisone), 4 haftalık tedavi	TNF-alfa tedavisi (etanercept, adalimumab, certolizumab, infliximab) Sitokin veya integrin inhibitörleri (abatacept, ustekinumab, natalizumab, vedolizumab) Tirozin kinaz inhibitörleri (imatinib, nilotinib) Orta doz (10–20 mg/gün) veya yüksek doz (>20 mg/gün) prednizon 4 hafta antrasiklin derivelere (doxorubicin, epirubicin)	Profilaksi veya Pre-emptif
Düşük Risk <%1	İmmünesupresif ajanlar (azathioprine, 6-mercaptopurine, methotrexate) İntra-artiküler kortikosteroidler 1 hafta süreli herhangi bir dozda oral steroid tedavisi	İmmünesupresif ajanlar (azathioprine, 6-mercaptopurine, methotrexate) İntra-artiküler kortikosteroidler 1 hafta süreli herhangi bir dozda oral steroid tedavisi Düşük doz 4 haftalık steroid (<10 mg prednison)	Profilaksiye gerek yok

# EASL 2017



# IL, IG ve kompleman faktörleri üzerine etkili ajanlar

IL-1 ailesi immün sistemin anahtar komponenti

Antagonistlerinin kısa süreli kullanımı ile ciddi enfeksiyöz komplikasyon riskinde anlamlı artış gözlenmemiş.

Accepted Manuscript

ESCMID Study Group for Infections in Compromised Hosts (ESGICH) Consensus Document on the safety of targeted and biological therapies: an Infectious Diseases perspective (Soluble immune effector molecules [II]: agents targeting interleukins, immunoglobulins and complement factors)

Kevin L. Winthrop, Xavier Mariette, Jose T. Silva, Esther Benamu, Leonard H. Calabrese, Alexandre Dumusc, Josef S. Smolen, José María Aguado, Mario Fernández-Ruiz

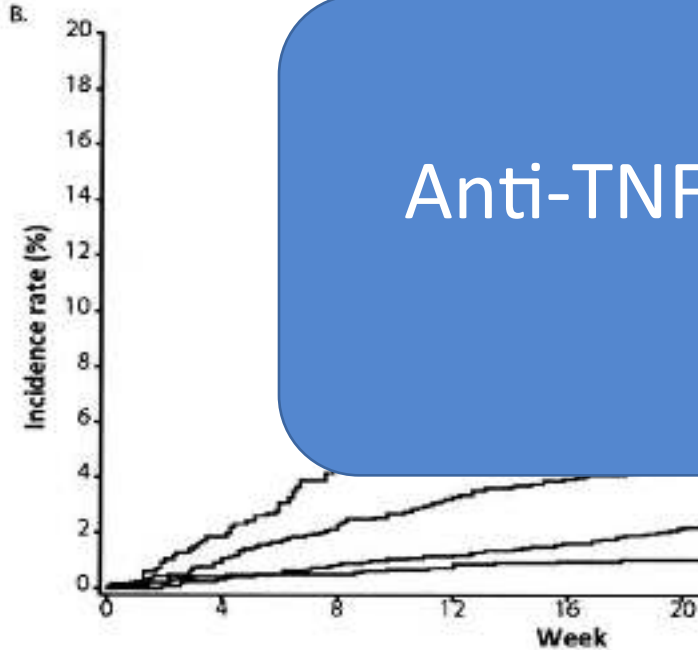


# **IL-1 antagonistleri: Anakinra, canakinumab, gevokizumab, rilonacept**

- VZV, HBV reaktivasyon riski yok
- Komorbiditesi olan, ileri yaş hastalarda ciddi enfeksiyon riskinde belirgin artış
- LTBE açısından tedavi öncesi tarama

# IL-6 antagonistleri: tocilizumab ve siltuximab

Anti-TNF ajanlara benzer artmış enfeksiyon riski  
Benzer koruma stratejisi



**ATTENTION**

	0 Risk factors	1 Risk factor	2 Risk factors	≥3 Risk factors
Patients (n)	1975	2931	1000	1000
Cumulative incidence at week 28 (%)	1.15	2.98	5.24	11.15

Log-rank test	$\chi^2$	df	p Value
1 risk factor vs 0 risk factors	15.3133	1	<0.001
2 risk factors vs 0 risk factors	49.9071	1	<0.001
2 risk factors vs 1 risk factor	17.0593	1	<0.001
≥3 risk factors vs 0 risk factors	139.6476	1	<0.001
≥3 risk factors vs 1 risk factor	94.1461	1	<0.001

Koike T et al. Effectiveness and safety of tocilizumab: postmarketing surveillance of 7901 patients with rheumatoid arthritis in Japan. J Rheumatol 2014;41:15-23.



**Table 3.** Summary of infection risks and suggested recommendations and management strategies.

Agents	Increased risk of overall infection	Risk of VZV / HBV infection	Risk of active TB	Observations and recommendations
Secukinumab, ixekizumab, brodalumab <b>IL-17 antagonists</b>	Minor	No / no	Probably low (theoretical risk of progression of LTBI)	<ul style="list-style-type: none"> <li>• Minor increase in the risk of mild to moderate infection</li> <li>• <u>Increased risk of mild to moderate mucocutaneous candidiasis</u> (slightly higher for brodalumab and ixekizumab than secukinumab)</li> <li>• Screening for LTBI before starting treatment (followed by appropriate therapy if needed)</li> </ul>
Omalizumab <b>IgE antagonists</b>	Minor	No / no	No	<ul style="list-style-type: none"> <li>• <u>Increased risk of mild to moderate parasitic infection (mainly due to geohelminths)</u></li> <li>• Screening for geohelminths before starting therapy in high-risk patients (migrants from endemic areas and residents of non-endemic areas with long-term stay in endemic areas), followed by specific therapy if needed</li> <li>• <u>Alternatively, empirical broad-spectrum anthelmintic drugs</u> (albendazole plus ivermectin) for migrants from endemic areas</li> <li>• Repeated screening for geohelminths during the course of therapy in patients at continuous high risk due to ongoing exposure (long-term residents in endemic areas)</li> </ul>

# Kompleman komponent C5 antagonisti eculizumab



# Eculizumab



Sağlıklı kişilere oranla meningokok enfeksiyonu riski 10000 kat artmıştır



- Meningokok aşısı olan kişilerde de
- FDA,EMA black box uyarısı
- FDA,EMA ve EMA tarafından bildirilmiş (retroviralent konjuge aşı MenACWY-D)
- Kemoproflaksi (penisilin veya ciprofloksasin)

Uygun aşılanan kişilerde de dissemine meningokok veya gonokoksemi bildirilmiş

# Accepted Manuscript

ESCMID Study Group for Infections in Compromised Hosts (ESGICH) Consensus Document on the safety of targeted and biological therapies: an Infectious Diseases perspective (Agents targeting lymphoid cells surface antigens [I]: CD19, CD20 and CD52)

Małgorzata Mikulska, Simone Lanini, Carlota Gudiol, Lubos Drgona, Giuseppe Ippolito, Mario Fernández-Ruiz, Bernd Salzberger



Group	Agent	Risk of neutropenia	Risk of HSV and VZV (anti-herpesvirus prophylaxis warranted)	Risk of PCP (anti- <i>Pneumocystis</i> prophylaxis warranted)	Risk of HBV reactivation (prophylaxis warranted for HBsAg+ / HBsAg-anti-HBc+)	Risk of CMV infection (monitoring warranted)	Other infections to be considered	
CD19-targeted agents	Blinatumomab	No	4 haftalık iv sürekli infüzyona bağlı riskler		Yes	Yes / yes	ND	Immunoglobulin replacement therapy if severe HGG
	Inebilizumab	ND	ND (probably in hematological malignancies)	ND	Probably yes / yes	ND	Immunoglobulin replacement therapy if severe HGG	
CD20-targeted agents	Rituximab	Yes	ND (consider in hematological malignancies depending and concomitant therapy)	Possible (consider if concomitant corticosteroid therapy)	Yes / yes	ND, symptom-based approach in hematological malignancies	PML, HCV, enteroviral infections	
	Obinutuzumab	Potentially yes	ND (consider depending on underlying disease and concomitant therapy)	ND, consider depending on underlying disease and concomitant therapy	ND, probably yes / yes	ND, symptom-based approach in hematological malignancies	Enteroviral infections	
	Ofatumumab	Yes	ND (consider depending on underlying disease and concomitant therapy)	ND, consider depending on underlying disease and concomitant therapy	Yes / yes	ND, symptom-based approach in hematological malignancies		
	Veltuzumab	Potentially yes	ND (consider if hematological malignancies depending and concomitant therapy)	ND, possibly as rituximab	ND, probably yes / yes	ND, symptom-based approach in hematological malignancies		

# CD 20 antagonistleri: Rituximab, 90Y- ibritumomab, Ofatumumab, Obinutuzumab, Ocrelizumab

- HBV reaktivasyonuna dikkat



- Rituximab içeren rejimlerde reaktivasyon riski yaklaşık **6** kat fazla

Mozessohn L et al. Hepatitis B reactivation in HBsAg-negative/HBcAbpositive patients receiving rituximab for lymphoma: a meta analysis. J Viral Hepat 2015

Ziakas PD, Karsaliakos P, Mylonakis E. Effect of prophylactic lamivudine for chemotherapyassociated hepatitis B reactivation in lymphoma: a meta-analysis of published clinical trials and a decision tree addressing prolonged prophylaxis and maintenance. Haematologica 2009

# HBsAg (-) / anti-HBc (+)

Aylık HBV DNA takibi

HBV DNA +

Preemptif antiviral tedavi



Daha pahalı  
Uyum problemi

# Rituximab vs PCP riski

- KT'ye eklendiğinde tek başına eklendiğinde artmış yok.
- Prednizolon ( $\geq 20$  mg/gün en az 4 hafta) ile kombine edildiğinde PCP proflaksisi önerilmekte
- ECIL-5'de de alemtuzumab, rituximab başta olmak üzere birçok DMARD için önerilmekte

Mikulska M et al. ESCMID Study Group for Infections in Compromised Hosts (ESGICH) Consensus Document on the safety of targeted and biological therapies: an Infectious Diseases perspective (Agents targeting lymphoid cells surface antigens [I]: CD19, CD20 and CD52), *Clinical Microbiology and Infection* (2018)

Maertens J, Cesaro S, Maschmeyer G, Einsele H, Donnelly JP, Alanio A, et al. ECIL guidelines for preventing *Pneumocystis jirovecii* pneumonia in patients with haematological malignancies and stem cell transplant recipients. *J Antimicrob Chemother* 2016



# CD 20 Antagonistleri vs HBV

HBsAg +



- ✓ ETV, TDF, TAF
- ✓ Tedavi bitiminden en az 12-18 hafta sonrasına kadar

HBsAg (-)  
anti-HBc (+)



- ✓ LAM
- ✓ Tedavi bitiminden en az 12-18 hafta sonrasına kadar

# CD52 antagonistleri: Alemtuzumab

Group	Agent	Risk of neutropenia	Risk of HSV and VZV (anti-herpesvirus prophylaxis warranted)	Risk of PCP (anti- <i>Pneumocystis</i> prophylaxis warranted)	Risk of HBV reactivation (prophylaxis warranted for HBsAg+ / HBsAg-anti-HBc+)	Risk of CMV infection (monitoring warranted)	Other infections to be considered
CD52-targeted agents	Alemtuzumab (MabCampath®)	Yes	Yes	Yes	Yes / prophylaxis or monitoring	Yes	IFI, BK and JC polyomaviruses reactivation
	Alemtuzumab (Lemtrada®)	No	Yes	No (lower dose, no need of additional immunosuppression)	Probably yes / prophylaxis or monitoring	No	HPV, TB, listeriosis, candidiasis

T hücre deplesyonu yapan diğer ilaçlara benzer immün supresyon  
Ciddi enfeksiyon riski (HIV benzeri)

PCP proflaksisi  
Antiherpes virüs  
proflaksisi (HSV,  
VZV, EBV)






# CD52 antagonisti: Alemtuzumab

- HBV yaklaşımı CD20 antagonistleri ile benzer
- HCV reaktivasyonu açısından dikkat
- Latent TB zaten hepsinde bakmalıyız
- HPV açısından yıllık tarama
- Hijyenik ve güvenli gıda (listeriozis, toxoplazmozis vs)



# Hücre içi sinyal yolları üzerine etkili ajanlar: Tirozin kinaz inhibitörleri, mTOR inhibitörleri

Agents	Increased risk of overall infection	Risk of OI	Risk of PCP	Risk of HBV reactivation	Observations and recommendations
Imatinib, dasatinib, nilotinib, bosutinib, ponatinib  <b>BCR-ABL tirozin kinaz inhibitörleri</b>	Modest	 IFI, HZ, tuberculosis, CMV (particularly with dasatinib)	No	Yes	<ul style="list-style-type: none"> <li>Higher risk of infection with dasatinib (particularly after HSCT)</li> <li>Screening for chronic HBV infection before starting therapy</li> <li>Antiviral prophylaxis while on therapy in HBsAg-positive patients</li> <li>Monitoring for HBV viral load in anti-HBc positive, HBsAg-negative patients to assess eventual reactivation of occult HBV infection</li> <li>No expected benefit from the universal use of antibacterial, antiviral or anti-<i>Pneumocystis</i> prophylaxis</li> </ul>
Vemurafenib, dabrafenib, encorafenib, trametinib, cobimetinib, selumetinib  <b>BRAF ve MEK kinaz inhibitörleri</b>	None	No	No	No	<ul style="list-style-type: none"> <li>No apparent increase in the risk of infection</li> <li>Some of the most common drug-related adverse effects (pyrexia, fatigue, arthralgia and skin rash) may mimic an ongoing infection</li> </ul>
Ibrutinib, acalabrutinib  <b>Bruton's tirozin kinaz inhibitörleri</b>	Modest	 PCP, IFI, PML	 Yes (particularly in presence of additional risk factors)	No	<ul style="list-style-type: none"> <li>Modest increase in the risk of infection (contributing role of prior or concurrent therapies or inherent immune defects)</li> <li>No expected benefit from the universal use of antibacterial or antifungal prophylaxis</li> <li>Anti-<i>Pneumocystis</i> prophylaxis for CLL patients with additional risk factors (e.g., purine analogues or high-dose corticosteroids)</li> <li>PML occasionally associated with the use of ibrutinib</li> </ul>

Agents	Increased risk of overall infection	Risk of OI	Risk of PCP	Risk of HBV reactivation	Observations and recommendations
<p><b>Ras/PI3K/Akt/mTOR inhibitörleri</b></p> <p>Idelalisib, buparlisib, rigosertib, duvelisib</p>	Major	IFI, PCP, CMV	Yes	No	<ul style="list-style-type: none"> <li>Increased risk of OIs and life-threatening adverse events (hepatotoxicity, colitis and pneumonitis).</li> <li>Anti-<i>Pneumocystis</i> prophylaxis during the course of therapy and for 2-6 month after its discontinuation</li> <li>Monitoring for CMV infection during the course of therapy in CMV-seropositive patients or in presence of suspected CMV disease</li> <li>Discontinuation of therapy in presence of suspected pneumonitis or grade 3-4 aminotransferase elevation or diarrhoea/colitis.</li> </ul>
<p><b>JAK/STAT inhibitörleri</b></p> <p>Ruxolitinib, tofacitinib, baricitinib</p>	Major	PCP, HZ, tuberculosis, CMV, EBV, PML	Yes (particularly in presence of additional risk factors)	Yes	<ul style="list-style-type: none"> <li>Increased risk of overall infection and OIs</li> <li>Screening for chronic HBV infection before starting therapy</li> <li>Antiviral prophylaxis while on therapy in HBsAg-positive patients</li> <li>Monitoring for HBV viral load in anti-HBc positive, HBsAg-negative patients to assess eventual reactivation of occult HBV infection</li> <li>Screening for LTBI before starting treatment (followed by appropriate therapy if needed)</li> <li>Anti-<i>Pneumocystis</i> prophylaxis in patients with additional risk factors (e.g., high-dose corticosteroids)</li> </ul>
<p><b>mTOR inhibitörleri</b></p> <p>Sirolimus, everolimus, temsirolimus,</p>	Major	HZ, tuberculosis	No	Yes	<ul style="list-style-type: none"> <li>Increased risk of infection in cancer patients, especially in those with additional risk factors (i.e., RCC, prior or concomitant cancer therapies, delay in wound healing or aphthous stomatitis).</li> <li>Screening for chronic HBV infection and LTBI before starting therapy (followed by appropriate therapy if needed)</li> <li>No expected benefit from the universal use of antibacterial, antiviral or anti-<i>Pneumocystis</i> prophylaxis</li> </ul>

## Accepted Manuscript

ESCMID Study Group for Infections in Compromised Hosts (ESGICH) Consensus Document on the safety of targeted and biological therapies: an Infectious Diseases perspective (Immune checkpoint inhibitors, cell adhesion inhibitors, sphingosine-1-phosphate receptor modulators and proteasome inhibitors)

Gil Redelman-Sidi, Olivier Michielin, Carlos Cervera, Camillo Ribi, José María Aguado, Mario Fernández-Ruiz, Oriol Manuel

PII: S1198-743X(18)30148-4

DOI: [10.1016/j.cmi.2018.01.030](https://doi.org/10.1016/j.cmi.2018.01.030)

Reference: CMI 1200

To appear in: *Clinical Microbiology and Infection*

Received Date: 10 November 2017


Revised Date: 18 January 2018

Accepted Date: 27 January 2018



Immune checkpoint inhibitörleri  
Adezyon inhibitörleri  
Sphingosine-1 fosfat reseptör  
modülatörleri  
Proteasome inhibitörleri

Redelman-Sidi G et al. ESCMID Study Group for Infections in Compromised Hosts (ESGICH) Consensus Document on the safety of targeted and biological therapies: an Infectious Diseases perspective (Immune checkpoint inhibitors, cell adhesion inhibitors, sphingosine-1-phosphate receptor modulators and proteasome inhibitors), *Clinical Microbiology and Infection* (2018),

Agents	Pathway affected	Current indications	Increased risk of infection	Observations
Ipilimumab, tremelimumab	CTLA-4	Melanoma	Variable	<ul style="list-style-type: none"> <li>No intrinsic increase in the risk of infection</li> <li>Increased risk of infection in patients developing irAEs and treated with additional immunosuppressive (i.e., corticosteroids and/or TNF-<math>\alpha</math>-targeted agents)</li> </ul>
Nivolumab, pembrolizumab, atezolizumab	PD-1 or PD-L1	Melanoma, NSCLC, HNSCC, Hodgkin lymphoma, urothelial carcinoma, bladder carcinoma, metastatic RCC, tumor with microsatellite instability	Variable	<ul style="list-style-type: none"> <li>No intrinsic increase in the risk of infection</li> <li>Increased risk of infection in patients developing irAEs and treated with additional immunosuppressive (i.e., corticosteroids and/or TNF-<math>\alpha</math>-targeted agents)</li> </ul>
Alefacept	LFA-3/CD2 interaction	Plaque psoriasis (currently withdrawn)	Minor	<ul style="list-style-type: none"> <li>No apparent increase in the risk of infection (currently halted for economic reasons, not safety issues)</li> <li>Transient peripheral blood CD4+ T-cell lymphopenia</li> </ul>
Natalizumab, vedolizumab, efalizumab	$\alpha 4\beta 1$ , $\alpha 4\beta 7$ and $\alpha L\beta 2$ (CD11a subunit) integrins	MS, Crohn's disease, plaque psoriasis (currently withdrawn)	Major 	<ul style="list-style-type: none"> <li>Increased risk of PML associated with the use of natalizumab and efalizumab (no cases described so far with vedolizumab)</li> <li>Risk factors for natalizumab-induced PML include pre-treatment JCV serostatus, anti-JCV IgG antibody index, prior immunosuppression, and duration of treatment</li> </ul>
Fingolimod	Sphingosine-1-phosphate receptor	Relapsing-remitting MS	Mild	<ul style="list-style-type: none"> <li>Increase in the risk of opportunistic infections, mainly due to herpesviruses (VZV)</li> <li>Sustained, albeit reversible, peripheral blood lymphopenia (mostly affecting <i>naïve</i> and central memory CD4+ and CD8+ T-cell subsets)</li> </ul>
Bortezomib, carfilzomib, ixazomib	Ubiquitin proteasome pathway	MM, relapsed or refractory mantle cell lymphoma	Major	<ul style="list-style-type: none"> <li>Increased risk of HZ and respiratory tract infections (including pneumonia)</li> <li>Likely increased risk of influenza-related complications</li> </ul>


# Aşılama

Yanıt düşük

VZV, KKK gibi canlı aşılardan kaçınmalı  
Pnömonokok için yaşa uygun şekilde aşılama  
İnaktif virüs aşıları (influenza vs)







Vaccine	Pregnancy <sup>1,4</sup>	contraindicated (excluding HIV infection) <sup>2,3,11</sup>	HIV infection CD4+ count (cells/ $\mu$ L) <sup>3,7,9,12</sup>		Asplenia, complement deficiencies <sup>7,10,11</sup>	End-stage renal disease, on hemodialysis <sup>7,9</sup>	Heart or lung disease, alcoholism <sup>7</sup>	Chronic liver disease <sup>7,9</sup>	Diabetes <sup>7,9</sup>	Health care personnel <sup>1,4,9</sup>	Men who have sex with men <sup>6,8,9</sup>		
			<200	$\geq$ 200									
Influenza <sup>1</sup>			1 dose annually										
Tdap <sup>2</sup> or Td <sup>2</sup>	1 dose Tdap each pregnancy		1 dose Tdap, then Td booster every 10 yrs										
MMR <sup>1</sup>		contraindicated	1 or 2 doses depending on indication										
VAR <sup>4</sup>		contraindicated	2 doses										
RZV <sup>2</sup> (preferred) or ZVL <sup>3</sup>					2 doses RZV at age $>$ 50 yrs (preferred) or 1 dose ZVL at age $>$ 60 yrs								
HPV-Female <sup>4</sup>			3 doses through age 26 yrs		2 or 3 doses through age 26 yrs								
HPV-Male <sup>4</sup>			3 doses through age 26 yrs		2 or 3 doses through age 21 yrs						2 or 3 doses through age 26 yrs		
PCV13 <sup>7</sup>			1 dose										
PPSV23 <sup>7</sup>			1, 2, or 3 doses depending on indication										
HepA <sup>4</sup>			2 or 3 doses depending on vaccine										
HepB <sup>4</sup>			3 doses										
MenACWY <sup>16</sup>			1 or 2 doses depending on indication, then booster every 5 yrs if risk remains										
MenB <sup>19</sup>			2 or 3 doses depending on vaccine										
Hib <sup>11</sup>			3 doses HSCT recipients only		1 dose								

Recommended for adults who meet the age requirement, lack documentation of vaccination, or lack evidence of past infection
  Recommended for adults with other indications
  Contraindicated
  No recommendation

# Sonuç olarak nelere dikkat?



- Sadece HBV ve TBC değil
- Etken ve hastalık spektrumu çok geniş
- Her başvuruda ayrıntılı anamnez, FM çok önemli
- Hastayı bilgilendirmek çok önemli

**Bunlar henüz bildiklerimiz. Bakalım yıllar neler getirecek...**

Teşekkürler...

